

# LUXE ENSEMBLE

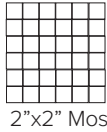
- Marble inspired • Five colors • Stunning mosaics
- Walls, floors, backsplash, bathrooms • Made in USA
- Lux (polished) + Soft (matte) • Residential + commercial




8"x14" Ingot Mosaic Lux  
STATUARIO, TAJ MAHAL  
+ ST. DENIS



10"x 15"  
Diamond Mosaic Lux  
STATUARIO  
+ ST. DENIS



2"x2" Mos




12"x 24"



4"x 24" BN



24"x 48"



36"x 36"

## STATUARIO

2" x 2" Mosaic Soft


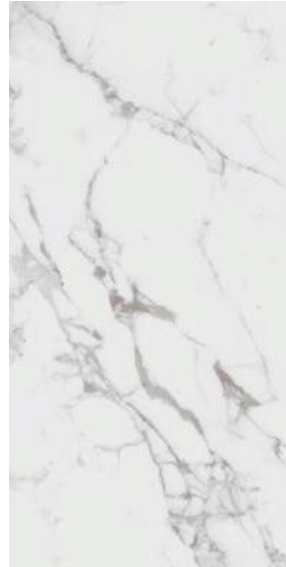

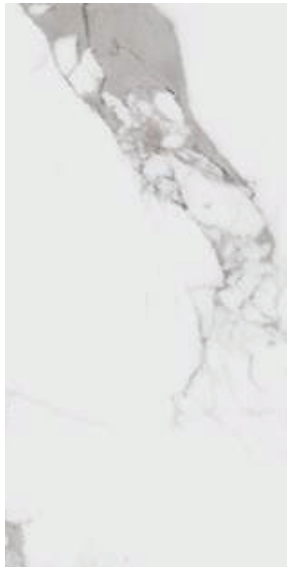
10" x 15"  
Diamond Mosaic Lux

4" x 24" BN  
Soft Lux

12" x 24"  
Soft Lux

36" x 36"  
Soft Lux

24" x 48"  
Soft Lux



## TAJ MAHAL

2" x 2" Mosaic Soft

10" x 15"  
Diamond Mosaic Lux

4" x 24" BN  
Soft Lux

12" x 24"  
Soft Lux

36" x 36"  
Soft Lux

24" x 48"  
Soft Lux



Images are for reference only; please refer to live product for an accurate color representation.

# LUXE ENSEMBLE

## CAMOUFLAGE

2" x 2" Mosaic Soft

10" x 15"  
Diamond Mosaic Lux

4" x 24" BN

Soft Lux

12" x 24"

Soft Lux

36" x 36"

Soft Lux

24" x 48"

Soft Lux



## QUARTZITE

2" x 2" Mosaic Soft

10" x 15"  
Diamond Mosaic Lux

4" x 24" BN

Soft Lux

12" x 24"

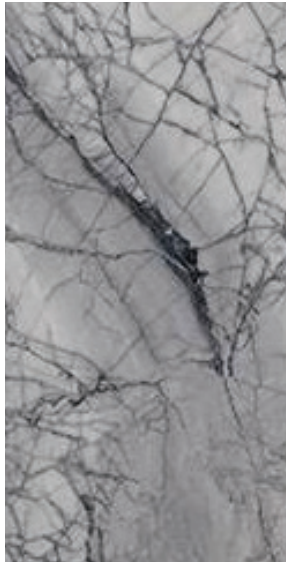
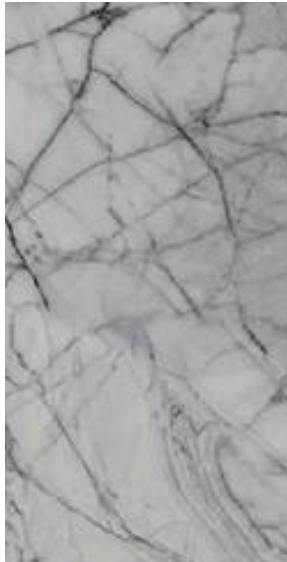
Soft Lux

36" x 36"

Soft Lux

24" x 48"

Soft Lux



## ST. DENIS

2" x 2" Mosaic Soft

10" x 15"  
Diamond Mosaic Lux

4" x 24" BN

Soft Lux

12" x 24"





Soft Lux

36" x 36"

Soft Lux

24" x 48"

Soft Lux



Images are for reference only; please refer to live product for an accurate color representation.

# LUXE ENSEMBLE



Images are for reference only; please refer to live product for an accurate color representation.

# LUXE ENSEMBLE



Images are for reference only; please refer to live product for an accurate color representation.

# LUXE ENSEMBLE



Images are for reference only; please refer to live product for an accurate color representation.

**ROBERT F. HENRY**  
TILE COMPANY  
EST. 1933

# LUXE ENSEMBLE



Images are for reference only; please refer to live product for an accurate color representation.

# LUXE ENSEMBLE



Images are for reference only; please refer to live product for an accurate color representation.

# LUXE ENSEMBLE



Images are for reference only; please refer to live product for an accurate color representation.

**ROBERT F. HENRY**  
TILE COMPANY  
EST. 1933

# LUXE ENSEMBLE

















Images are for reference only; please refer to live product for an accurate color representation.

# LUXE ENSEMBLE

## TECHNICAL FEATURES

COLOURED-BODY PORCELAIN STONEWARE(\*) according to ANSI A137.1 (Porcelain Tiles - P1 Class)

TECHNICAL FEATURES	TEST METHOD	REQUIRED VALUES	AVERAGE VALUES
 WATER ABSORPTION	ASTM C373	≤ 0.5%	CONFORMS
 BREAKING STRENGTH	ASTM C648	≥ 250 lbf	≥450 lbf
 SURFACE ABRASION RESISTANCE	ASTM C1027	As indicated by manufacturer	PEI 3
 LINEAR THERMAL EXPANSION	ASTM C372	Not Required	$\alpha \leq 4.4 \times 10^{-6} \text{ } ^\circ\text{F}^{-1}$
 STAIN RESISTANCE	ASTM C1378	As indicated by manufacturer	AS REPORTED
 CHEMICAL RESISTANCE(**)	ASTM C650	As indicated by manufacturer	AS REPORTED
 FROST RESISTANCE	ASTM C1026	No sample must show visible signs.	CONFORMS
 BOND STRENGTH	ASTM C482	≥ 50 PSI	CONFORMS
 SLIP RESISTANCE	ANSI A326.3	Porcelain A326.3	IW Interior, Wet - Soft ID Interior, Dry - Lux
 SHADE VARIATION	ANSI A137.1	As indicated by manufacturer	V3 Moderate Variation
 FLAME SPREAD	ASTM E84	-	Class A
 THERMAL CONDUCTIVITY	EN 12524	-	$\lambda = 1,3 \text{ W/m } ^\circ\text{K} / 0,7 \text{ BTU/ft h } ^\circ\text{F}$
 RECOMMENDED MINIMUM JOINT(***)	RECT (INDOOR)	-	1/8" - 3.2 mm approx.
 THICKNESS	<b>SIZES</b>		
	36"x36" - 90x90 cm	-	9 mm
	24"x48" - 60x120 cm	-	9 mm
	12"x24" - 30x60 cm	-	9 mm

(\*) The color St. Denis is manufactured using standard body, not coloured-body.

(\*\*) Excluding hydrofluoric acid and its derivatives.

(\*\*\*) Grout Joint Recommendations. Per TCNA Handbook, the minimum required joint width for ceramic tile and natural stone is 1/16". Setting ceramic or stone without a grout joint of a least 1/16", often referred to as a butt joint, does not provide sufficient accommodation for dynamic building movement, differential thermal expansion, or allowable variation in fabrication or manufacturing.

## PACKINGS AND WEIGHTS

SIZES	SF / CTN	PIECES / CTN	CTN / PALLET	SF / PALLET	LBS / CTN	LBS / PALLET
36"x36" Rect Soft - Lux	17.40	2	30	522.00	78.20	2,346
24"x48" Rect Soft - Lux	15.39	2	40	615.70	64.98	2,649
12"x24" Rect Soft - Lux	15.62	8	32	499.84	58.20	1,912
36 PC MOSAIC 12"x12" Rect Soft	4.84	5	90	435.60	17.64	1,638
DIAMOND MOSAIC 10"x15" Rect Lux	5.40	5	60	324.00	22.00	1,370
INGOT MOSAIC 8"x14" Rect Lux	4.25	5	60	255.00	18.00	1,130
BULLNOSE 4"x24" Rect Soft - Lux	9.82	16	60	589.00	39.46	2,418