

CORSANO

- Natural stone inspired
- Rectified
- Honed + Flute finish
- Five Colors
- Walls, floors, backsplash, showers
- Residential + light commercial
- In-Stock
- Made in USA

IVORY

12"x 24" 12"x 24" Flute 2"x 2" 3"x 12" BN



BEIGE

12"x 24" 12"x 24" Flute 2"x 2" 3"x 12" BN



GREIGE

12"x 24" 12"x 24" Flute 2"x 2" 3"x 12" BN



In stock

Images are for reference only; please refer to live product for an accurate color representation.

ROBERT F. HENRY
TILE COMPANY
EST. 1933

CORSANO


TAUPE

12"x 24" 12"x 24" Flute 2"x 2" 3"x 12" BN




SILVER GREY

12"x 24" 12"x 24" Flute 2"x 2" 3"x 12" BN



BROWN

12"x 24" 12"x 24" Flute 2"x 2" 3"x 12" BN



In stock

Images are for reference only; please refer to live product for an accurate color representation.

CORSANO



Taupe Flute + Matte

Images are for reference only; please refer to live product for an accurate color representation.

CORSANO



*Floor: Lunaris Silver Grey Matte
Wall: Lunaris Ivory Flute*

Images are for reference only; please refer to live product for an accurate color representation.

CORSANO



Wall: *Lunaris Greige Flute*
Floor: *Lunaris Greige Matte*

Images are for reference only; please refer to live product for an accurate color representation.

CORSANO



Wall: *Lunaris Taupe Flute*
Floor: *Lunaris Brown Matte*

Images are for reference only; please refer to live product for an accurate color representation.

CORSANO



Wall: *Lunaris Beige Flute*
Floor: *Lunaris Beige*

Images are for reference only; please refer to live product for an accurate color representation.

CORSANO


















Wall: *Lunaris Brown Flute*

Images are for reference only; please refer to live product for an accurate color representation.

CORSANO

Technical Specifications

This product meets or exceeds all standards described in ANSI A137.1 & A137.3.

	SPECS	TEST METHOD	INDUSTRY STANDARD	OUR VALUES	
	WATER ABSORPTION	ASTM C373	≤0.5%	≤0.5%	
	SURFACE WEAR RESISTANCE	ANSI A137.1	Surface Wear-resistance properties of glazed vitreous and porcelain tiles.	ALL RESIDENTIAL / COMMERCIAL	
	CHEMICAL RESISTANCE	ASTM C650	A tile sample is placed in continuous contact with a variety of chemicals for 24 hours. Sample must show no visible defects.	NOT AFFECTED	
	D.C.O.F. AcuTest®	ANSI A326.3	INDOOR ≥0.42 WET OUTDOOR >0.55 WET	≥0.42 WET >0.55 WET 2CM & GRIP	
	STAIN RESISTANCE	ASTM C1378	Surfaces are exposed to staining agents for 24 hours followed by four cleaning procedures. Results are recorded post cleaning.	NOT AFFECTED	
	BREAKING STRENGTH GAUGED PORCELAIN	ASTM C1505	≥175 lbf	≥200 lbf	
	BREAKING STRENGTH	ASTM C648	≥275 lbf	≥300 lbf	
	BREAKING STRENGTH OUTDOOR 2CM	ASTM 1505	2000 lbf (10.9 kN)	≥2500 lbf	
	RESISTANCE TO FREEZE	ASTM C1026	A tile sample is subjected to repeated processes of freezing and thawing. Sample must show no visible defects.	RESISTANT	
	WARPAGE EDGE	ASTM C485	±0.40% or ±0.05 in (±1.8 mm)	± 0.40%	Rectified
	WARPAGE DIAGONAL	ASTM C485	±0.40% or ±0.07 in (±1.8 mm)	± 0.40%	Rectified
	WEDGING	ASTM C502	±0.25% or ±0.03 in (±0.8 mm)	± 0.25%	Rectified
	WARPAGE EDGE	ASTM C485	±0.50% or ±0.07 in (±1.8 mm)	± 0.50%	Calibrated
	WARPAGE DIAGONAL	ASTM C485	±0.50% or ±0.07 in (±1.8 mm)	± 0.50%	Calibrated
	WEDGING	ASTM C502	±0.50% or ±0.08 in (±2.0 mm)	± 0.50%	Calibrated
	THICKNESS	ASTM C499	Range: ± 0.04 in	≤0.04 in	
	LENGTH / WIDTH VARIATION	ASTM C499	±0.25% or ±0.03 in (±0.8 mm)	±0.25%	

• Due to the inherent nature of fired porcelain tile, it is important to note that the coefficient of friction may vary within and between product runs.