

LYTHOS

- French limestone inspired • Semi polished
- Walls, floors, showers, backsplash • Five colors

SNOW

2"x 2"

3"x 12"

☒ 4"x 24"

☒ 12"x 24"

☒ 24"x 48"



SAND

2"x 2"

3"x 12"

☒ 4"x 24"

☒ 12"x 24"

☒ 24"x 48"



☒ In stock

Images are for reference only; please refer to live product for an accurate color representation.



LYTHOS

CLAY

2"x 2"

3"x 12"

4"x 24"

12"x 24"

24"x 48"



GREY


2"x 2"

3"x 12"

4"x 24"

12"x 24"

24"x 48"



COAL


2"x 2"

3"x 12"

4"x 24"

12"x 24"

24"x 48"



BELLA
CERAMIC


LYTHOS



Images are for reference only; please refer to live product for an accurate color representation.



LYTHOS



Images are for reference only; please refer to live product for an accurate color representation.



LYTHOS



Images are for reference only; please refer to live product for an accurate color representation.



LYTHOS



Images are for reference only; please refer to live product for an accurate color representation.



I. Technical Features: Product Performance

Physical Properties	Norms	Required Standards	Stonepeak Results ⁽¹⁾
Water Absorption	ASTM C 373 - 18	Impervious $\leq 0.5\%$	$\leq 0.5\%$
Thickness Variation	ASTM C 499 - 20	0.04 inch	0.04 inch
Facial Dimension		$\pm 0.25\%$	$\pm 0.25\%$
Warpage Average Diagonal	ASTM C 485 - 16	$\pm 0.40\%$	$\pm 0.40\%$
Warpage Average Edge		$\pm 0.40\%$	$\pm 0.40\%$
Wedging	ASTM C 502 - 16	$\pm 0.25\%$	$\pm 0.25\%$
Bond Strength	ASTM C 482 - 20	≥ 50 psi	≥ 50 psi
Breaking Strength	ASTM C 648 - 20	≥ 275 lbf	≥ 275 lbf
Hardness (Mohs)	ASTM C 1895 - 20	Range 0 - 10	≥ 7 ⁽²⁾
Frost Resistance	ASTM C 1026 - 13 (2018)	No sample must show alterations to surface	No evidence of damage
Chemical Resistance	ASTM C 650 - 20	Range A / E	Class A ⁽³⁾
Stain Resistance	ASTM C 1378 - 20	Range A / E	Class A ⁽³⁾

Result Notes:

- ⁽¹⁾ All values given are for textured/natural/structured finish. Values for different finishes are available upon request.
- ⁽²⁾ Mohs result referring to textured/natural finish. For polished/semi-polished/silky finish: ≥ 6 .
- ⁽³⁾ Chemical and stain resistance are referring to textured/natural finish. For polished/silky finish, tests are provided on request. For more detailed information, refer to ANSI A137.1 Specifications for Ceramic Tile.

II. Technical Features: Visual Evaluation Shade & Texture

CNA uses a V0-V4 rating system to classify the expected variation in color and texture of tiles. This porcelain tile has a 2 variation, meaning color and texture are consistent in tone but may vary in amount from piece to piece.

V1



V2



V3



V4



Recommended Grout Joint

Recommended grout joint is 3/32" or greater.

Grout joints of 1/8" inch or less, especially with larger format tiles or running bond patterns, may require floor flatness values in excess of the 1/4" in 10' (or 1/16" in 1.0') standard required by ANSI.

For patterns with running bond/brick joints, Stonepeak recommends a maximum of 33% offset.

III. Technical Features: Recommended Use

Visible Abrasion Resistance ASTM C1027 - 19 test method measures the visible surface abrasion resistance of tile by rotating an abrasive load on the surface and visually comparing worn areas to unworn samples.

Class 0: Not Recommended for Floors	Class 1: Light Residential	Class 2: Residential	Class 3: Light Commercial	Class 4: Commercial	Class 5: Heavy Commercial
		Coal, Grey	Snow, Clay, Sand		