


HIGH RIDGE

- Sandstone inspired
- Wall, floor, bathrooms, backsplashes
- Matte
- Residential + light commercial
- Made in USA



Lake Martin 12" x 24"



Summit Beige 12" x 24"

Images are for reference only; please refer to live product for an accurate color representation.

HIGH RIDGE



Images are for reference only; please refer to live product for an accurate color representation.

ROBERT E. HENRY
TILE COMPANY
EST. 1933

Porcelain Technical Data Properties (Floor)	Results ¹
ANSI® A326.3²	Exterior, Wet (EW)
Surface Hardness	7 Mohs
Break Strength	≥2800 lbf. avg.
Water Absorption	≤0.5% ³
Intended Use⁴	Residential, Light Commercial & Heavy Commercial

¹ Values are offered in good faith as being accurate and typical of normal production. Due to the natural variation of raw materials and manufacturing processes, the values of the purchased product for any particular installation may vary.

² For more information, visit floridatile.com/productuseclassifications.

³ Average production value.

⁴ Please visit www.floridatile.com/intended-use for further details.

Field Tile Nominal Size (in) ¹	Metric (cm)	Pcs./Sq Ft ²	Thickness ³	Edge
24x24	60x60	.25	20mm	Pressed
24x36	60x90	.17	20mm	Pressed (High Ridge) Rectified (BlueRun & Passenger)

¹ These values may vary from lot to lot.

² These values are based on actual sizes including the grout joint.

³ May not apply to textured surfaces or tiles with uneven back patterns such as mesh mounted mosaics.

Typical Uses

2cm porcelain pavers are appropriate for most residential and commercial outdoor floor applications.

Notice: Not all flooring products are suitable for wet areas, specialized applications, or commercial use. Please refer to the American National Standard Specifications for Ceramic Tile (ANSI® A137.1) for ceramic, stone, and glass installation for specific usage and installation information.

This Florida Tile product will contribute to USGBC LEED® points and the ANSI® approved NAHB® Green Building Points.


Notes

Color, texture, and finish variations may occur due to the nature of the product.

Color reproductions in this printed piece may vary from actual tile colors. Final selection should be made from actual tile samples.

Country of origin and other product features and characteristics are subject to change due to manufacturing efficiencies and other factors. See retailer or product packaging to verify country of origin and other product characteristics.


Color Variation



V2 Slight Variation

BlueRun
Mineral - Alabaster
NY2LA
Span

Color Variation



V3 Moderate Variation

High Ridge
Mineral - Quartz & Feldspar
Passenger