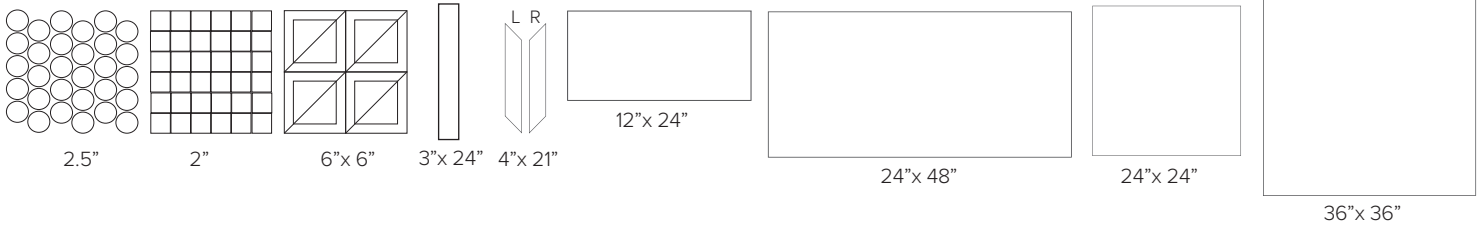


# EXTRAVAGANCE

- Marble inspired • Rectified • Color body
- Honed + polished • Walls, floors, backsplash, counters
- Residential + commercial • Made in USA



## ONYX

- 2" x 2" honed
- 2.5" circle mos honed + polished
- 3" x 24" bn honed + polished
- 4" x 21" chevron honed + polished
- 6" x 6" mixed mosiac polished
- 12" x 24" honed + polished
- 24" x 24" honed + polished
- 24" x 48" honed + polished
- 36" x 36" honed + polished



## STATUARIO

- 2" x 2" honed
- 2.5" circle mos honed + polished
- 3" x 24" bn honed + polished
- 4" x 21" chevron honed + polished
- 6" x 6" mixed mosiac polished
- 12" x 24" honed + polished
- 36" x 36" honed + polished



## ARABESCATO

- 2" x 2" honed
- 2.5" circle mos honed + polished
- 3" x 24" bn polished
- 4" x 21" chevron honed + polished
- 6" x 6" mixed mosiac polished
- 12" x 24" honed + polished
- 36" x 36" honed + polished



☒ In stock

Images are for reference only; please refer to live product for an accurate color representation.

**ROBERT F. HENRY**  
TILE COMPANY  
EST. 1933

# EXTRAVAGANCE

## LILAC

2"x 2" honed  
2.5" circle mos honed + polished  
3" x 24" bn polished  
4" x 21" chevron honed + polished  
6" x 6" mixed mosiac polished  
12" x 24" honed + polished  
36" x 36" honed + polished




## BRECCIA CAPRAIA

2"x 2" honed  
2.5" circle mos honed + polished  
3" x 24" bn polished  
4" x 21" chevron honed + polished  
6" x 6" mixed mosiac polished  
12" x 24" polished  
36" x 36" honed + polished



## SARAH NOIR

Polished only  
2.5" circle mos  
3" x 24" bn  
4" x 21" chevron  
6" x 6" mixed mosiac  
12" x 24"  
24" x 48"  
36" x 36"



 In stock

Images are for reference only; please refer to live product for an accurate color representation.

**ROBERT F. HENRY**  
TILE COMPANY  
EST. 1933

# EXTRAVAGANCE



*12x24 Breccia Capraia (polished) & Breccia Capraia/Sahara Noir Mix (polished)*



*Lilac Circle Mosaic (polished)*

Images are for reference only; please refer to live product for an accurate color representation.

**ROBERT F. HENRY**  
**TILE COMPANY**  
EST. 1933

# EXTRAVAGANCE



Images are for reference only; please refer to live product for an accurate color representation.

**ROBERT F. HENRY**  
**TILE COMPANY**  
EST. 1933

# EXTRAVAGANCE



*2x24 Statuario & /M12 Statuario 25pc Mosaic*

Images are for reference only; please refer to live product for an accurate color representation.

**ROBERT F. HENRY**  
**TILE COMPANY**  
EST. 1933

# EXTRAVAGANCE



*36x36 Onyx & 6x6 Onyx Mix Mosaic (polished)*

Images are for reference only; please refer to live product for an accurate color representation.

**ROBERT F. HENRY**  
**TILE COMPANY**  
EST. 1933

# EXTRAVAGANCE



*24x48 Arabescato & Arabescato Mix Mosaic (polished)*

Images are for reference only; please refer to live product for an accurate color representation.

**ROBERT F. HENRY**  
**TILE COMPANY**  
EST. 1933

# EXTRAVAGANCE



*24x48 Lilac, 24x48 Lilac (polished) & 2.5CIR Lilac Circle Mosaic*

Images are for reference only; please refer to live product for an accurate color representation.

**ROBERT F. HENRY**  
**TILE COMPANY**  
EST. 1933

# EXTRAVAGANCE



*24x48 Breccia Capraia & 24x48 Breccia Capraia (polished)*

Images are for reference only; please refer to live product for an accurate color representation.

**ROBERT F. HENRY**  
**TILE COMPANY**  
EST. 1933

# EXTRAVAGANCE



*24x48 Sahara Noir (polished) & 36x36 Breccia Capraia*

Images are for reference only; please refer to live product for an accurate color representation.

**ROBERT F. HENRY**  
**TILE COMPANY**  
EST. 1933

# EXTRAVAGANCE



*36x36 Arabescato (polished) & IND30/4x21CHEV Arabescato Chevron*

Images are for reference only; please refer to live product for an accurate color representation.

**ROBERT F. HENRY**  
**TILE COMPANY**  
EST. 1933

| Porcelain Technical Data<br>Properties (Floor) | Results¹   |
|--|--|
| ANSI® A326.3²                                  | <b>Matte</b> Interior, Wet Plus (IW+) <b>Polished</b> Interior, Dry (ID) |
| Surface Hardness                               | 7 Mohs   |
| Break Strength                                 | ≥ 450 lbf. avg.  |
| Water Absorption                               | ≤ 0.5%³  |
| Intended Use⁴                                  | Residential & Light Commercial   |

¹ Values are offered in good faith as being accurate and typical of normal production. Due to the natural variation of raw materials and manufacturing processes, the values of the purchased product for any particular installation may vary.


² For more information, visit [floridatile.com/productuseclassifications](http://floridatile.com/productuseclassifications).

³ Average production value.

⁴ Please visit [www.floridatile.com/intended-use](http://www.floridatile.com/intended-use) for further details.

| Field Tile<br>Nominal Size (in)¹ | Metric (cm) | Pcs./Sq Ft² | Thickness³ | Edge      |
|----------------------------------|-------------|-------------|------------|-----------|
| 4x21 Chevron⁴                    | 10x53       | 1.8         | 9mm        | Rectified |
| 12x24                            | 30x60       | .5          | 9mm        | Rectified |
| 24x48                            | 60x120      | .13         | 9mm        | Rectified |
| 36x36                            | 90x90       | .11         | 9mm        | Rectified |

| Mosaic   | SKU     | Nominal Sheet<br>Size (in)¹ | Metric (cm) | Thickness³ |
|----------|---------|-----------------------------|-------------|------------|
| 25-piece | M12     | 12x12                       | 30x30       | 9mm        |
| Circle   | M2.5CIR | 14x14                       | 36x36       | 9mm        |
| Mix      | M6x6MIX | 12x12                       | 30x30       | 9mm        |

| Trim     | Shape  | SKU   | Nominal<br>Size (in)¹ | Metric (cm) |
|----------|--|-------|-----------------------|-------------|
| Bullnose |  | P43N9 | 3x24                  | 7.5x60      |

### Typical Uses

Indulge color body porcelain is appropriate for most residential and commercial wall, countertop, backsplash, and floor applications.

Notice: Not all flooring products are suitable for wet areas, specialized applications, or commercial use. Please refer to the American National Standard Specifications for Ceramic Tile (ANSI® A137.1) for ceramic, stone, and glass installation for specific usage and installation information.

This Florida Tile product will contribute to USGBC LEED® points and the ANSI® approved NAHB® Green Building Points.


### Notes

Color, texture, and finish variations may occur due to the nature of the product.

Color reproductions in this printed piece may vary from actual tile colors.  
Final selection should be made from actual tile samples.

Country of origin and other product features and characteristics are subject to change due to manufacturing efficiencies and other factors. See retailer or product packaging to verify country of origin and other product characteristics.

### Color Variation



V3 Moderate Variation