

# DANUBE

- Five colors • Marble inspired • Color body, rectified • All matte
- Residential walls, floors, backsplashes, showers + counters • Exterior walls
- Freeze stain, chemical resistant • Commercial floors + walls • Made in USA



## SHADE VARIATIONS

### MARSHMALLOW

- 2"x2" Mosaic ☒
- 12"x 24" ☒
- 3"x 12" BN ☒



### SEEDPEARL

- 2"x2" Mosaic ☒
- 12"x 24" ☒
- 3"x 12" BN



### CHATEAU GREY

- 2"x2" Mosaic ☒
- 12"x 24" ☒
- 3"x 12" BN ☒



☒ In stock

Images are for reference only; please refer to live product for an accurate color representation.

**ROBERT F. HENRY**  
TILE COMPANY  
EST. 1933



# DANUBE

- Five colors • Marble inspired • Color body, rectified • All matte
- Residential walls, floors, backsplashes, showers + counters • Exterior walls
- Freeze stain, chemical resistant • Commercial floors + walls • Made in USA


## SHADE VARIATIONS

### DARK

2"x2" Mosaic

12"x 24"

3"x 12" BN




### LIGHT


2"x2" Mosaic ☒

12"x 24"


3"x 12" BN ☒



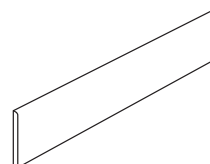
**24x48**



**12x24**



**12x12**



**3x12 BULLNOSE**

☒ In stock

Images are for reference only; please refer to live product for an accurate color representation.

**ROBERT F. HENRY**  
TILE COMPANY  
EST. 1933

DANUBE

MARSHMALLOW



Images are for reference only; please refer to live product for an accurate color representation.

**ROBERT F. HENRY**  
TILE COMPANY  
EST. 1933



# DANUBE

## SEED PEARL



Images are for reference only; please refer to live product for an accurate color representation.

**ROBERT F. HENRY**  
TILE COMPANY  
EST. 1933

# DANUBE

LIGHT



Images are for reference only; please refer to live product for an accurate color representation.

**ROBERT F. HENRY**  
TILE COMPANY  
EST. 1933



# DANUBE

CHATEAU GRAY




Images are for reference only; please refer to live product for an accurate color representation.

**ROBERT F. HENRY**  
TILE COMPANY  
EST. 1933



# DANUBE











DARK



Images are for reference only; please refer to live product for an accurate color representation.

**ROBERT F. HENRY**  
**TILE COMPANY**  
EST. 1933

# TECH DATA

									
Finish	Freeze Resistant	Shade Variation	Color Body	Water Absorption	Stain Resistant	DCOF AcuTest	Chemical Resistant	Breaking Strength	Abrasion Resistance
NAT	Resistant	V3	√	≤0.5%	Class A	≥0.42	Class A	≥275lbf	IV