


# CLOVERDALE


- Marble inspired • Rectified • Color body
- Matte + polished • Walls, floors, backsplash, counters
- Residential + light commercial • Made in USA



2"



3"x 3" Hex



4"x 6" Arch



3"x 24"



2"x 6" Chevron



12"x 24"



24"x 48"



24"x 24"


## MAJESTIC WHITE LASA

- 2"x 2" matte
- 3"x 3" hex matte + polished
- 4"x 6" arch polished
- 3"x 24" bn matte + polished
- 2"x 6" chevron matte + polished
- 12"x 24" matte + polished
- 24"x 24" matte + polished
- 24"x 48" matte + polished
- 4"x 24" inlay wall liner polished



## IMPERIAL GOLD CALACATTA

- 2"x 2" matte
- 3"x 3" hex matte + polished
- 4"x 6" arch polished
- 3"x 24" bn matte ☒ polished ☒
- 2"x 6" chevron matte + polished
- 12"x 24" matte ☒ polished ☒
- 24"x 24" matte + polished
- 24"x 48" matte + polished
- 4"x 24" inlay wall liner polished



## OPULENT BEIGE ONYX

- 2"x 2" matte
- 3"x 3" hex matte + polished
- 4"x 6" arch polished
- 3"x 24" bn matte ☒ polished ☒
- 2"x 6" chevron matte + polished
- 12"x 24" matte ☒ polished ☒
- 24"x 24" matte + polished
- 24"x 48" matte + polished
- 4"x 24" inlay wall liner polished



☒ In stock

Images are for reference only; please refer to live product for an accurate color representation.

**ROBERT F. HENRY**  
TILE COMPANY  
EST. 1933

# CLOVERDALE

## SOVERIEGN GRAY

2"x 2" matte

3"x 3" hex matte + polished

4"x 6" arch polished

3"x 24" bn matte + polished

2"x 6" chevon matte + polished

12"x 24" matte + polished

24"x 24" matte + polished

24"x 48" matte + polished

4"x 24" inlay wall liner polished



## REGAL BLACK

2"x 2" matte

3"x 3" hex matte + polished

4"x 6" arch polished

3"x 24" bn matte + polished

2"x 6" chevon matte + polished

12"x 24" matte + polished

24"x 24" matte + polished

24"x 48" matte + polished

4"x 24" inlay wall liner polished



 In stock

Images are for reference only; please refer to live product for an accurate color representation.

**ROBERT F. HENRY**  
**TILE COMPANY**  
EST. 1933

# CLOVERDALE




*Majestic White Lasa*

Images are for reference only; please refer to live product for an accurate color representation.

**ROBERT F. HENRY**  
TILE COMPANY  
EST. 1933

# CLOVERDALE



*imperial Gold Calacatta*

Images are for reference only; please refer to live product for an accurate color representation.

**ROBERT F. HENRY**  
**TILE COMPANY**  
EST. 1933



# CLOVERDALE



*Imperial Gold Calacatta*

Images are for reference only; please refer to live product for an accurate color representation.

**ROBERT F. HENRY**  
**TILE COMPANY**  
EST. 1933

# CLOVERDALE



*Opulent Beige Onyx*

Images are for reference only; please refer to live product for an accurate color representation.

**ROBERT F. HENRY**  
**TILE COMPANY**  
EST. 1933



# CLOVERDALE



*Sovereign Gray*

Images are for reference only; please refer to live product for an accurate color representation.

**ROBERT F. HENRY**  
**TILE COMPANY**  
EST. 1933

# CLOVERDALE



*Regal Black*

Images are for reference only; please refer to live product for an accurate color representation.

**ROBERT F. HENRY**  
**TILE COMPANY**  
EST. 1933



# CLOVERDALE



*Opulent Beige Onyx*



*Imperial Gold Calacatta*

Images are for reference only; please refer to live product for an accurate color representation.

**ROBERT F. HENRY**  
**TILE COMPANY**  
EST. 1933

# CLOVERDALE



*Imperial Gold Calacatta*



*Sovereign Gray Majestic White Lasa*

Images are for reference only; please refer to live product for an accurate color representation.

**ROBERT F. HENRY**  
**TILE COMPANY**  
EST. 1933



Porcelain Technical Data Properties (Floor)	Results <sup>1</sup>
ANSI® A326.3 <sup>2</sup>	Matte Interior, Wet Plus (IW+)   Polished Interior, Dry (ID)
Surface Hardness	7 Mohs
Break Strength	≥ 450 lbf. avg.
Water Absorption	≤ 0.5% <sup>3</sup>
Intended Use <sup>4</sup>	Residential & Light Commercial

<sup>1</sup> Values are offered in good faith as being accurate and typical of normal production. Due to the natural variation of raw materials and manufacturing processes, the values of the purchased product for any particular installation may vary.


<sup>2</sup> For more information, visit [floridatile.com/productuseclassifications](http://floridatile.com/productuseclassifications).

<sup>3</sup> Average production value.

<sup>4</sup> Please visit [www.floridatile.com/intended-use](http://www.floridatile.com/intended-use) for further details.

Field Tile Nominal Size (in) <sup>1</sup>	Metric (cm)	Pcs./Sq Ft <sup>2</sup>	Thickness <sup>3</sup>	Edge
12x24	30x60	.5	9mm	Rectified
24x24	60x60	.25	9mm	Rectified
24x48	60x120	.13	9mm	Rectified

Mosaic	Sku	Nominal Sheet Size (in) <sup>1</sup>	Metric (cm)	Thickness <sup>3</sup>
25pc <sup>4</sup>	M12	12x12	30x30	9mm
Arch <sup>5</sup>	M4x6ARCH	12x12	30x30	9mm
Hexagon	M3x3HEX	10x12	25x30	9mm
Chevron	M2x6CHEV	9x21	23x53	9mm

Trim	Shape	Sku	Nominal Size (in) <sup>1</sup>	Metric (cm)
Bullnose		P43N9	3x24	7.5x60
Inlay Wall Liner	See Website	L3/4x24	3/4x24	2x60

<sup>1</sup> These values may vary from lot to lot.

<sup>2</sup> These values are based on actual sizes including the grout joint.

<sup>3</sup> May not apply to textured surfaces or tiles with uneven back patterns such as mesh mounted mosaics.

<sup>4</sup> Available in matte only.

<sup>5</sup> Available in polished only.

### Typical Uses

Alustra color body porcelain tile is appropriate for most residential and commercial wall, countertop, backsplash, and floor applications.

Notice: Not all flooring products are suitable for wet areas, specialized applications, or commercial use. Please refer to the American National Standard Specifications for Ceramic Tile (ANSI® A137.1) for ceramic, stone, and glass installation for specific usage and installation information.

This Florida Tile product will contribute to USGBC LEED® points and the ANSI® approved NAHB® Green Building Points.

### Notes

Color, texture, and finish variations may occur due to the nature of the product.

Color reproductions in this printed piece may vary from actual tile colors. Final selection should be made from actual tile samples.

Country of origin and other product features and characteristics are subject to change due to manufacturing efficiencies and other factors. See retailer or product packaging to verify country of origin and other product characteristics.

### Color Variation



V3 Moderate Variation