




CANAL STREET

- 6 colors • Concrete Look • Porcelain floor + wall tile
- Matte • Deco & Mos • Residential + light commercial

LEEVE WHITE 12"x 24" ☒ / 24"x 48 / Rec Mosaic / Deco in 12"x 24 / 8" x48"




SPANISH CLAY 12"x 24" ☒ / 24"x 48 / Rec Mosaic / Deco in 12"x 24 / 8" x48"




CAFE LIGHT GREY 12"x 24" / 24"x 48 / Rec Mosaic / Deco in 12"x 24 / 8" x48"



FRENCH GRAY 12"x 24" / 24"x 48 / Rec Mosaic / Deco in 12"x 24 / 8" x48"



BLACK BAYOU 12"x 24" / 24"x 48 / Rec Mosaic / Deco in 12"x 24 / 8" x48"




☒ In stock

Images are for reference only; please refer to live product for an accurate color representation.

ROBERT F. HENRY
TILE COMPANY
EST. 1933

CANAL STREET



☒ In stock

Images are for reference only; please refer to live product for an accurate color representation.

ROBERT E. HENRY
TILE COMPANY
EST. 1933

CANAL STREET



☒ In stock

Images are for reference only; please refer to live product for an accurate color representation.

ROBERT E. HENRY
TILE COMPANY
EST. 1933

CANAL STREET



☒ In stock

Images are for reference only; please refer to live product for an accurate color representation.

ROBERT E. HENRY
TILE COMPANY
EST. 1933

Porcelain Technical Data Properties (Floor)	Results ¹
ANSI® A326.3²	Interior, Wet Plus (IW+)
Surface Hardness	7 Mohs
Break Strength	≥ 450 lbf. avg.
Water Absorption	≤ 0.5% ³
Intended Use⁴	Residential & Light Commercial

¹ Values are offered in good faith as being accurate and typical of normal production. Due to the natural variation of raw materials and manufacturing processes, the values of the purchased product for any particular installation may vary.


² For more information, visit floridatile.com/productuseclassifications.

³ Average production value.

⁴ Please visit www.floridatile.com/intended-use for further details.

Field Tile Nominal Size (in) ¹	Metric (cm)	Pcs./Sq Ft ²	Thickness ³	Edge
12x24	30x60	.5	9mm	Rectified
12x24 (deco)	30x60	.5	9mm	Rectified
8x48 (deco)	20x120	.38	9mm	Rectified
24x48	60x120	.13	9mm	Rectified

Mosaic	SKU	Nominal Sheet Size (in) ¹	Metric (cm)	Thickness ³
32-piece	M12REC	12x12	30x30	9mm

Trim	Shape	SKU	Nominal Size (in) ¹	Metric (cm)
Bullnose		P43N9	3x24	7.5x60

Typical Uses

Canal Street color body porcelain tile is appropriate for most residential and commercial wall, countertop, backsplash, and floor applications.

Notice: Not all flooring products are suitable for wet areas, specialized applications, or commercial use. Please refer to the American National Standard Specifications for Ceramic Tile (ANSI® A137.1) for ceramic, stone, and glass installation for specific usage and installation information.

This Florida Tile product will contribute to USGBC LEED® points and the ANSI® approved NAHB® Green Building Points.

Notes

Color, texture, and finish variations may occur due to the nature of the product.

Color reproductions in this printed piece may vary from actual tile colors. Final selection should be made from actual tile samples.

Country of origin and other product features and characteristics are subject to change due to manufacturing efficiencies and other factors. See retailer or product packaging to verify country of origin and other product characteristics.

Color Variation


V3 Moderate Variation